

TWO SEPARATE CONTINUALLY ONLINE TRAINED NEUROCONTROLLERS FOR EXCITATION AND TURBINE CONTROL OF A TURBOGENERATOR

Ganesh K Venayagamoorthy^{1,3} and Ronald G Harley^{2,3}

¹Department of Electronic Engineering
ML Sultan Technikon, P O Box 1334,
Durban 4000, South Africa.
gkumar@ieee.org

²School of Electrical and Computer
Engineering
Georgia Institute of Technology,
Atlanta, GA 30332-0250, USA
ron.harley@ee.gatech.edu

³School of Electrical and Electronic
Engineering
University of Natal,
Durban 4041,
South Africa

Abstract - This paper presents the design of two separate Continually Online Trained (COT) Artificial Neural Network (ANN) controllers for excitation and turbine control of a turbogenerator connected to the infinite bus through a transmission line. These neurocontrollers augment/replace the conventional automatic voltage regulator and the turbine governor of a generator. A third COT ANN is used to identify the complex nonlinear dynamics of the power system. Results are presented to show that the two COT ANN controllers can control turbogenerators under steady state as well as transient conditions and thus allow turbogenerators to operate more closely to their steady state stability limits.

I. INTRODUCTION

Turbogenerators supply most of the electrical energy produced by mankind and therefore form major components in electric power systems and their performance is directly related to security and stability of power system operation. A turbogenerator is a nonlinear, fast-acting, multivariable system, and is usually connected through a transmission system to the rest of the power system. Turbogenerators operate over a wide range of varying conditions. Their dynamic characteristics vary as conditions change, but the outputs have to be coordinated so as to satisfy the requirements of power system operation. Conventional Automatic Voltage Regulators (AVR) and turbine governors are designed to control, in some optimal fashion, the turbogenerator around one operating point; at any other point the generator's performance is degraded [1].

Various techniques have been developed to design generic controllers for unknown turbogenerator systems [2]. Most adaptive control algorithms use linear models, with certain assumptions of types of noise and possible disturbances. Based on these models, traditional techniques of identification, system analysis and synthesis can be applied to design controllers. However, the turbogenerator system is nonlinear, with complex dynamic and transient processes, hence it cannot be completely described by such linear models. Likewise, for the design of adaptive controllers, it has to be assumed that the number of system inputs equals the number of system outputs. Where necessary this is achieved by using a transformation to reduce the

dimensions of the output space, with the drawback that this degrades the description of the system dynamics. Consequently, the issues of unmodeled dynamics and robustness arise in practical applications of these adaptive control algorithms and hence supervisory control is required.

Artificial neural networks offer an alternative for generic controllers. They are good at identifying and controlling nonlinear systems [3]. They are suitable for multi-variable applications, where they can easily identify the interactions between the inputs and outputs. It has been shown that a multilayer feedforward neural network using deviation signals as inputs can identify [4] the complex and nonlinear dynamics of a single machine infinite bus configuration with sufficient accuracy to then be used to design a generic controller which yields optimal dynamic system response irrespective of the load and system configurations. A number of publications have reported on the design of **single** ANN controllers to replace **both** the AVR (excitation) and the governor (steam) for turbogenerators, and presented both simulation [5] and experimental results [6, 7] showing that ANNs have the potential to replace traditional controllers.

However, using a single controller to control two variables (excitation and steam) makes it difficult to achieve good dynamic response for both variables. This paper presents the design and implementation of **two** separate COT ANN controllers on a single turbogenerator infinite system.; one ANN controls the excitation and the other ANN controls the steam into the turbine.

II. SINGLE MACHINE INFINITE BUS SYSTEM

A 3 kW micro-alternator with per-unit parameters typical of those expected of 30 – 1000 MW generators [8], with traditional governor and excitation controls connected to an infinite bus through a transmission line, is shown in Fig. 1. The micro-alternator is driven by a specially controlled d.c. motor acting as a turbine simulator. The nonlinear time-invariant system equations are of the form:

$$x = f(x, u) + g(x) \quad (1)$$

identifier the need to know the turbogenerator Jacobian is avoided. Also, with the use of the ANN identifier, the neurocontrollers become adaptive and thus accurately control the turbogenerator under all operating conditions.

A. ANN Identifier Architecture

The ANN identifier structure is fixed as a three-layer feedforward neural network with twelve inputs, a single hidden layer with fourteen neurons and two outputs. The inputs are the *actual* deviation in the input to the exciter, the *actual* deviation in the input to the turbine, the *actual* terminal voltage deviation and the *actual* speed deviation of the generator. These four inputs are time delayed and together with the eight previously delayed values form the twelve inputs for the model. The ANN model outputs are the *estimated* terminal voltage deviation and *estimated* speed deviation of the turbogenerator. The details on the training of the ANN Identifier have been previously published [4].

B. ANN Controller Architecture

The two separate ANN controllers for the excitation and turbine respectively are each a three layer feedforward neural network with six inputs, a single hidden layer and a single output. The inputs are the turbogenerator's actual speed and actual terminal voltage deviations. Each of these inputs is time delayed and, together with four previously delayed values, forms the six inputs. The outputs of the ANN controllers are the deviation in the field voltage and the deviation in the power signal respectively, these signals augment the inputs to the turbogenerator's exciter and turbine simulator respectively.

The inputs to the excitation neurocontroller are time delayed by 20 ms and those to the turbine neurocontroller are time delayed by 100 ms. The reason for the choice of a slower sampling period for the turbine neurocontroller is because of slower response of the mechanical system due to its inertia.

IV. RESULTS

The dynamic and transient operation of the neurocontrollers are compared with the operation of the conventional controller (AVR and turbine governor) under two different conditions: a temporary three phase short circuit on the infinite bus, and $\pm 5\%$ step changes in the terminal voltage setpoint. Each of these was investigated for the turbogenerator driven at different power factors and transmission line configurations.

Figs. 3 and 4 show the terminal voltage and the rotor angle of the turbogenerator for $\pm 5\%$ step changes in the terminal voltage with the turbogenerator operating at 1 pu power and 0.85 lagging power factor (in all the result graphs the conventional controller is indicated by solid lines and the neurocontrollers by dashed lines).

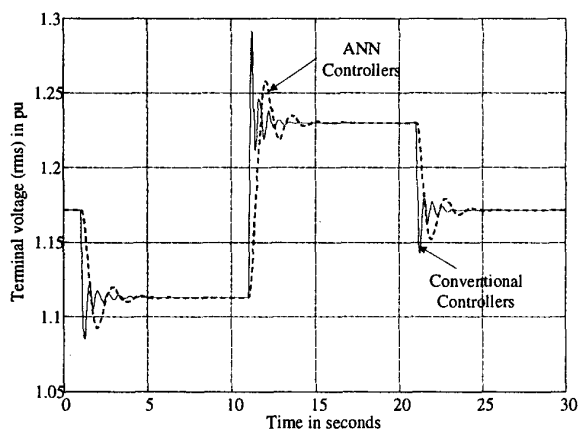


Fig. 3 $\pm 5\%$ Step change in the desired terminal voltage $P = 1$ pu and $pf = 0.85$ lagging

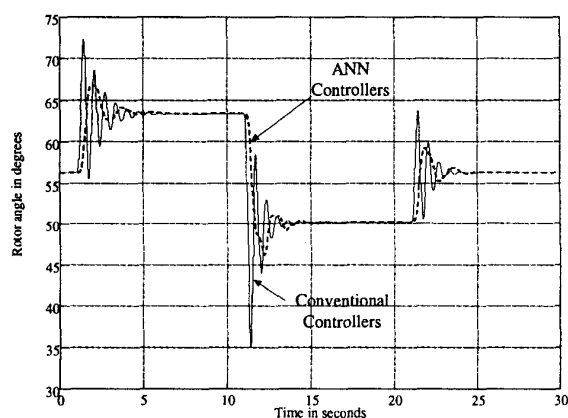


Fig. 4 Rotor angle for $\pm 5\%$ step change in the desired terminal voltage ($P = 1$ pu and $pf = 0.85$ lagging)

Figs. 5 and 6 show the terminal voltage and the rotor angle of a turbogenerator operating under the same conditions, but experiencing a 50 ms three phase short circuit on the infinite bus. Figs. 7 and 8 show the terminal voltage and the rotor angle of the turbogenerator for $\pm 5\%$ step changes in the terminal voltage with the turbogenerator operating at 1 pu power and 0.85 lagging power factor, as in Figs. 3 and 4, but with double the transmission line impedance. In each of these tests the neurocontrollers have a performance at least comparable to that of a conventional controller and in each test the neurocontrollers have similar response times but with better damping.

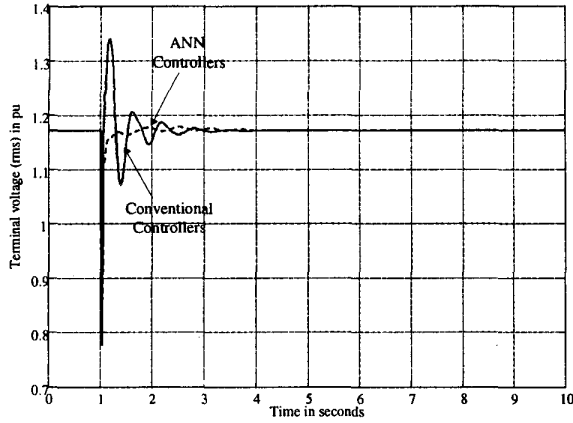


Fig. 5 Terminal voltage for a 50 ms three phase short circuit ($P = 1$ pu and $pf = 0.85$ lagging)

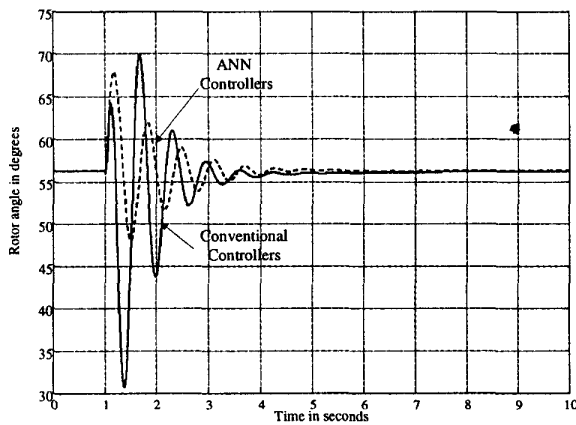


Fig. 6 Rotor angle for a 50 ms three phase short circuit ($P = 1$ pu and $pf = 0.85$ lagging)

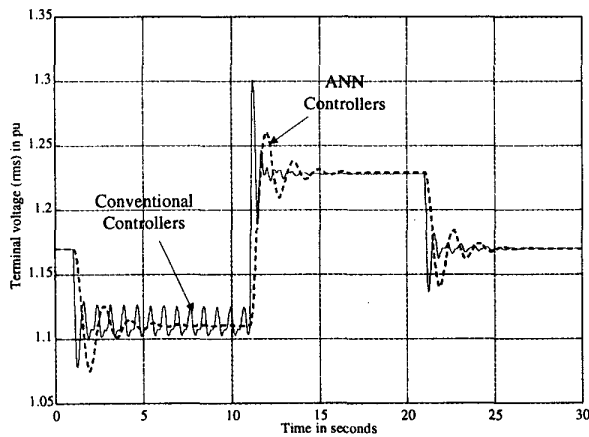


Fig. 7 Terminal voltage for $\pm 5\%$ step change in the desired terminal voltage with twice the transmission line impedance as in Fig. 3 ($P = 1$ pu and $pf = 0.85$ lagging)

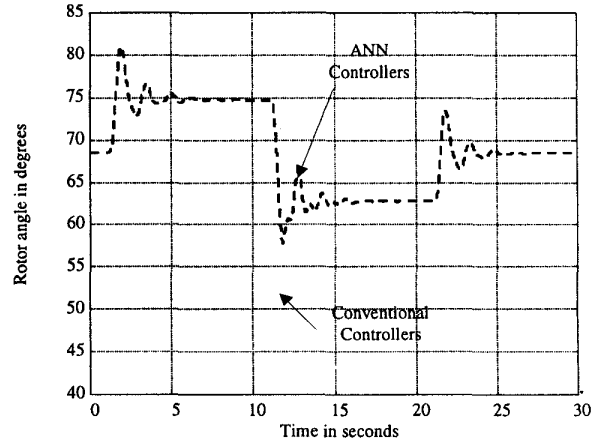


Fig. 8 Rotor angle for $\pm 5\%$ step change in the desired terminal voltage with twice the transmission line impedance as in Fig. 4 ($P = 1$ pu and $pf = 0.85$ lagging)

Figs. 9 and 10 show the terminal voltage and the rotor angle of a turbogenerator experiencing a 50 ms three phase short circuit first and then followed by a $\pm 5\%$ step change in the terminal voltage for a turbogenerator operating at 1 pu power and 0.85 lagging power factor. Results with the conventional controller is compared against a single ANN controller (for both turbine and excitation controls) and two separate ANN controllers (one for the turbine control and the other for the excitation control). It can be seen that there is a small difference in the damping between the ANN controllers. The two ANN controllers are shown by a dark dashed line and the single ANN controller by a light dashed line. At this stage the performances are comparable.

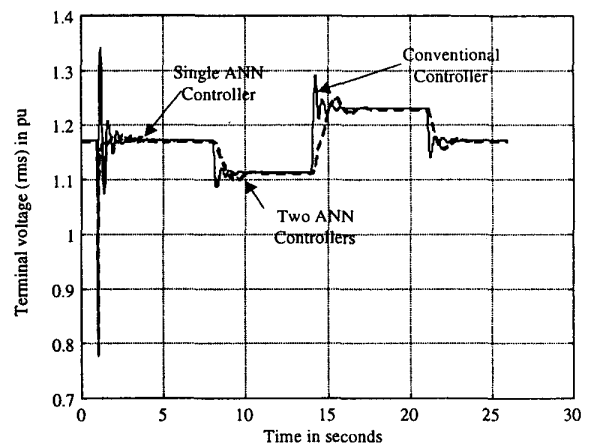


Fig. 9 Terminal voltage for a 50 ms three phase short circuit followed by a $\pm 5\%$ step change in the desired terminal ($P = 1$ pu and $pf = 0.85$ lagging)

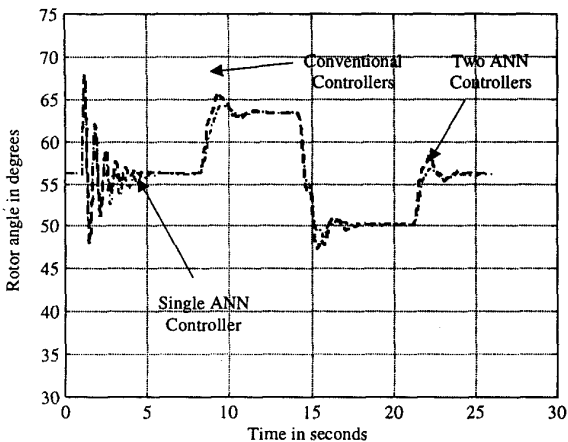


Fig. 10 Rotor angle for a 50 ms three phase short circuit followed by a $\pm 5\%$ step change in the desired terminal ($P = 1$ pu and $\text{pf} = 0.85$ lagging)

V. CONCLUSION

This work indicates that the two separate COT neurocontrollers can control the turbogenerator almost as well as a conventional AVR and governor combination, when the network configuration and system operating point conforms to that for which the AVR and governor were optimally tuned. However, when system conditions change such as different power levels and transmission line configurations, the ANN identifier and the neurocontrollers track these changes and do not give a degraded performance as the conventional AVR and governor do. It has also been verified that ANNs can online identify the continuous changing complex nonlinear dynamics of a power system [4,6]. The successful performance of the COT ANNs, even when the system configuration changes, come about because the *online training never stops*.

REFERENCES

- [1] B.Adkins, R.G.Harley, "The general theory of alternating current machines", *Chapman and Hall*, London, 1975, ISBN 0-412-15560-5.
- [2] Q.H.Wu, B.W.Hogg, "Adaptive controller for a turbogenerator system", *IEE Proceedings*, vol. 135, Pt.D., no. 1, 1988, pp. 35 – 42.
- [3] K.J.Hunt, D.Sbarbaro, R.Zbikowski, P.J.Gawthrop, "Neural networks for control systems – a survey", *Automatica*, vol. 28, no. 6, 1992, pp. 1083 – 1112.
- [4] G.K.Venayagamoorthy, R.G.Harley, "A continually online trained artificial neural network identifier for a turbogenerator", *Proceedings of IEEE International Electric Machines and Drives Conference IEMDC' 99*, Seattle, USA, 9 – 12 May, 1999, pp. 404-406.
- [5] G.K.Venayagamoorthy, R.G.Harley, "Simulation studies with a continuously online trained artificial neural network controller for a micro-turbogenerator", *Proceedings of IEE International Conference on Simulation*, University of York, UK, 30 September – 2 October 1998, pp. 405 – 412.
- [6] G.K.Venayagamoorthy, R.G.Harley, "Experimental studies with a continually online trained artificial neural network controller for a turbogenerator", *Proceedings of IJCNN International Joint Conference on Neural Network*, Washington DC, USA, 10 – 16 July, 1998, paper no. 2098.
- [7] D.Flynn, S.McLoone, G.W.Irwin, M.D.Brown, E.Swidenbank, B.W.Hogg, "Neural control of turbogenerator systems", *Automatica*, vol. 33, no. 11, 1997, pp. 1961 – 1973.
- [8] D.J.N.Limebeer, R.G.Harley, M.A.Lahoud, "A laboratory system for investigating subsynchronous", paper A80-0190-0, *IEEE PES Winter Power Meeting*, New York, Feb 4-8, 1980.
- [9] K.S.Narendra, K.Parthasarathy, "Identification and control of dynamical systems using neural networks", *IEEE Transactions on Neural Networks*, vol. 1, no. 1, 1990, pp. 4 – 27.